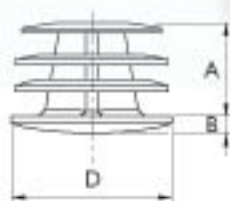


COPRITESTA ROTONDI
TUBE FITTINGS - ROUND TYPE



Codice Code	D mm D mm	A+B mm A+B mm	Confez. Pz. Packing pc.
CT20	20	13	100
CT25	25	18	100
CT30	30	21	100
CT35	35	22	100
CT40	40	22	50
CT50	50	22	50
CT60	60	22	50

Materiale / Material

Polietilene colore nero / Black low density polyethylene


Utilizzo / Applications

Come terminale di tubolari metallici / As round section tubes inserts

Le misure sono riferite all'esterno del tubo

Sizes are referred to the external of the tube

PUNTALI ALETTATI RETTANGOLARI
TUBE FITTINGS - RECTANGULAR TYPE



Codice Code	A x B mm A x B mm	C+D mm C+D mm	Confez. Pz. Packing pc.
PAR1530	15x30	17	100
PAR2030	20x30	22	100
PAR2040	20x40	22	100
PAR2540	25x40	24	100
PAR3040	30x40	24	100
PAR4080	40x80	29	50

Materiale / Material

Polietilene colore nero

Black low density polyethylene

Utilizzo / Applications

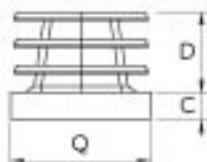

Come terminale di tubolari metallici

As rectangular section tubes inserts

Le misure sono riferite all'esterno del tubo

Sizes are referred to the external of the tube

PUNTALI ALETTATI QUADRATI
TUBE FITTINGS - SQUARE TYPE



Codice Code	Q mm Q mm	C+D mm C+D mm	Confez. Pz. Packing pc.
PAQ2020	20x20	17	100
PAQ2525	25x25	26	100
PAQ3030	30x30	27	100
PAQ4040	40x40	22	50
PAQ5050	50x50	27	50
PAQ6060	60x60	28	50

Materiale / Material

Polietilene colore nero

Black low density polyethylene

Utilizzo / Applications

Come terminale di tubolari metallici

As square section tubes inserts

Le misure sono riferite all'esterno del tubo

Sizes are referred to the external of the tube